


## Setting up AmazonSmile on your Android device:

1. Download or update the Amazon Shopping App (you can do this in the Google Play Store).

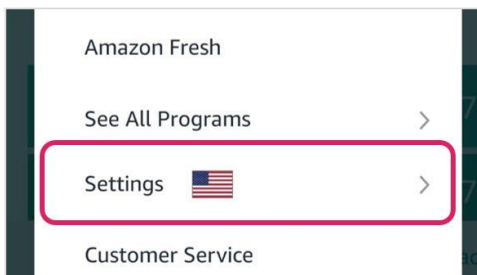
2. Open the Amazon Shopping App



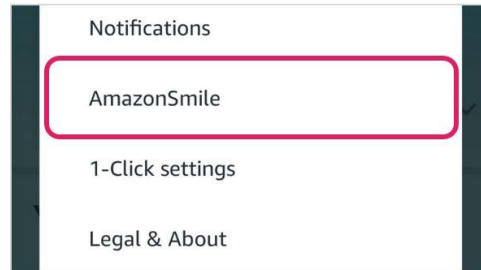
3. Select the **Menu** in the Amazon App



4. Select **Settings**



5. Select **AmazonSmile**



6. Follow the instructions on the screen to turn on AmazonSmile. Choose Quechua Benefit as your charity.

7. All set! Select the **Start shopping** button and support Quechua Benefit while you shop!

